

STONEYARD.COM

New England Stone Veneer

Natural Thin Stone

Product Catalog



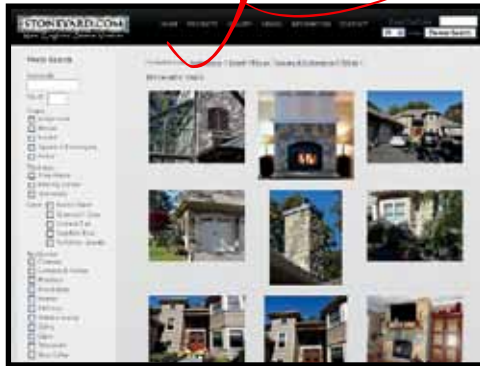
Enrich Your Design



Project Visualizer

Our project visualizer allows you to upload a picture of your space and see what your project will look like with your favorite stone installed.

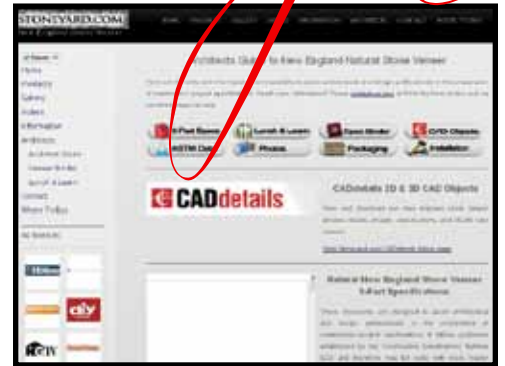
www.stoneyard.com/visualizer



Searchable Photo Gallery

Search through hundreds of photos on our website. Narrow your search by shape, color, application, and more.

www.stoneyard.com/searchable



Specifications & Installation

Architectural specifications, including 2-D and 3-D images, are available. Complete installation recommendations are also available.

www.stoneyard.com/architect



Boston Blend & Greenwich Gray LedgeStone Restaurant Fireplace



Boston Blend Round Home Siding & Foundation Covering



Boston Blend Square & Rec Ski Resort Exterior Wall Covering



Boston Blend Mosaic & Round Country Club Walls, Siding, and Chimney



Boston Blend Round & Mosaic Residential Wine Cellar



Greenwich Gray LedgeStone Kitchen Wine Cooler and Wall Accent



Boston Blend Mosaic Outdoor Living and Entertaining Space



Boston Blend Mosaic Federal, State, & Local Infrastructure Bridges



Boston Blend & Greenwich Gray LedgeStone Three-Story Fireplace and Bookshelf

Boston Blend

Boston Blend is our brand of historic New England Fieldstone. It consists of high-grade, hand-sorted stones made of minerals such as granite, quartzite, and mica with a broad range of brown, gray, tan, white, blue, black, and pink colors. Varied color tones make Boston Blend the perfect choice for any design scheme. Each stone is precious, natural, and unique.



Strips

Sawn 4 sides, textured face
Height: 1.5 inch
Length: 3.0 - 12.0 inch
Thick: 0.75 - 1.25 inch
Types: flats & corners



Ledgestone

Textured face
Height: 1.0 - 4.0 inch
Length: 4.0 - 12.0 inch
Thick: 0.75 - 1.25 inch
Types: flats & corners



Ashlar

Textured face
Height: 3.0 - 7.0 inch
Length: 4.0 - 14.0 inch
Thick: 0.75 - 1.25 inch
Types: flats & corners



Square & Rec

Natural weathered face
Facing Area: 0.25 - 1.25 square feet
Thick: 0.75 - 1.25 inch
Types: flats & corners



Mosaic

Natural weathered face
Facing Area: 0.25 - 1.25 square feet
Thick: 0.75 - 1.25 inch
Types: flats & corners



Round

Natural weathered face
Facing Area: 0.25 - 1.25 square feet
Thick: 0.75 - 1.25 inch
Types: flats & corners



Boston Blend Square & Rec



Boston Blend Square & Rec



Boston Blend Square & Rec



Boston Blend Mosaic



Boston Blend Strips



Boston Blend Ashlar & Ledge



Boston Blend Ledge


Greenwich Gray

Greenwich Gray is a steel blue/gray quartz stone. The weathered face of the Mosaic and Square & Rectangular offer soft hues of olive and brown. Once split, the Ledgestone and Ashlar shapes reveal horizontal white streaks and the occasional splash of jade and emerald. This stone truly is a jewel of New England.




Strips

Sawn 4 sides, textured face
Height: 1.5 inch
Length: 3.0 - 12.0 inch
Thick: 0.75 - 1.25 inch
Types: flats & corners



Ledgestone

Textured face
Height: 1.0 - 4.0 inch
Length: 4.0 - 12.0 inch
Thick: 0.75 - 1.25 inch
Types: flats & corners




Ashlar

Textured face
Height: 3.0 - 7.0 inch
Length: 4.0 - 14.0 inch
Thick: 0.75 - 1.25 inch
Types: flats & corners



Square & Rec

Natural weathered face
Facing Area: 0.25 - 1.25 square feet
Thick: 0.75 - 1.25 inch
Types: flats & corners



Mosaic

Natural weathered face
Facing Area: 0.25 - 1.25 square feet
Thick: 0.75 - 1.25 inch
Types: flats & corners



Greenwich Gray Ledgestone



Greenwich Gray Ledgestone



Greenwich Gray Mosaic

Colonial Tan is a natural quartzite that consists of radiant brown, beige, tan, light gray, and other earth tones. Gold and silver speckles capture the essence and shine of natural sunlight. These earthy neutral colors match well in both modern and traditional designs, giving your project a fresh, unmistakable look.

Colonial Tan



Strips

Sawn 4 sides, textured face
Height: 1.5 inch
Length: 3.0 - 12.0 inch
Thick: 0.75 - 1.25 inch
Types: flats & corners



Ledge stone

Textured face
Height: 1.0 - 4.0 inch
Length: 4.0 - 12.0 inch
Thick: 0.75 - 1.25 inch
Types: flats & corners



Ashlar

Textured face
Height: 3.0 - 7.0 inch
Length: 4.0 - 14.0 inch
Thick: 0.75 - 1.25 inch
Types: flats & corners



Square & Rec

Natural weathered face
Facing Area: 0.25 - 1.25 square feet
Thick: 0.75 - 1.25 inch
Types: flats & corners



Mosaic

Natural weathered face
Facing Area: 0.25 - 1.25 square feet
Thick: 0.75 - 1.25 inch
Types: flats & corners



Round

Natural weathered face
Facing Area: 0.25 - 1.25 square feet
Thick: 0.75 - 1.25 inch
Types: flats & corners



Colonial Tan Ledge stone



Colonial Tan Ledge stone



Colonial Tan Square & Rec


Vineyard Granite

Vineyard Granite is a coarse grain granite indigenous to the central core of New England mountain ranges. It has rich grays, blacks, whites, and splendid crystals of peach and pink. This durable stone can be used in the harshest environments, including ocean and waterfront properties.




Strips

Sawn 4 sides, textured face
Height: 1.5 inch
Length: 3.0 - 12.0 inch
Thick: 0.75 - 1.25 inch
Types: flats & corners




Ledgestone

Textured face
Height: 1.0 - 4.0 inch
Length: 4.0 - 12.0 inch
Thick: 0.75 - 1.25 inch
Types: flats & corners




Ashlar

Textured face
Height: 3.0 - 7.0 inch
Length: 4.0 - 14.0 inch
Thick: 0.75 - 1.25 inch
Types: flats & corners



Square & Rec

Natural weathered face
Facing Area: 0.25 - 1.25 square feet
Thick: 0.75 - 1.25 inch
Types: flats & corners



Mosaic

Natural weathered face
Facing Area: 0.25 - 1.25 square feet
Thick: 0.75 - 1.25 inch
Types: flats & corners



Vineyard Granite Mosaic



Vineyard Granite Square & Rec




Nantucket Brown is a sandstone reminiscent of the Grand Canyon. The weathered face of Mosaic and Square & Rectangular shapes has a cream undertone with wonderful chocolate and caramel swirls. The split face of Ledgestone and Ashlar has a more consistent cream base with subtle hints of brown.

Nantucket Brown




Strips

Sawn 4 sides, textured face
Height: 1.5 inch
Length: 3.0 - 12.0 inch
Thick: 0.75 - 1.25 inch
Types: flats & corners



Ledgestone

Textured face
Height: 1.0 - 4.0 inch
Length: 4.0 - 12.0 inch
Thick: 0.75 - 1.25 inch
Types: flats & corners




Ashlar

Textured face
Height: 3.0 - 7.0 inch
Length: 4.0 - 14.0 inch
Thick: 0.75 - 1.25 inch
Types: flats & corners



Square & Rec

Natural weathered face
Facing Area: 0.25 - 1.25 square feet
Thick: 0.75 - 1.25 inch
Types: flats & corners



Mosaic

Natural weathered face
Facing Area: 0.25 - 1.25 square feet
Thick: 0.75 - 1.25 inch
Types: flats & corners



Nantucket Brown Square & Rec



Nantucket Brown Square & Rec



Nantucket Brown Square & Rec


Newport Mist

Hidden away, deep in the heart of New England, this much sought-after stone has been unearthed and prepared for use on your project. Newport Mist is a quartzite with cool silvers, grays, and whites. It is punctuated with beautiful accents of beige and tan. Silver specks add a dimension of sophistication. Be one of the first to enjoy this wonder created by nature.




Strips

Sawn 4 sides, textured face
Height: 1.5 inch
Length: 3.0 - 12.0 inch
Thick: 0.75 - 1.25 inch
Types: flats & corners



Ledgestone

Textured face
Height: 1.0 - 4.0 inch
Length: 4.0 - 12.0 inch
Thick: 0.75 - 1.25 inch
Types: flats & corners




Ashlar

Textured face
Height: 3.0 - 7.0 inch
Length: 4.0 - 14.0 inch
Thick: 0.75 - 1.25 inch
Types: flats & corners



Square & Rec

Natural weathered face
Facing Area: 0.25 - 1.25 square feet
Thick: 0.75 - 1.25 inch
Types: flats & corners




Mosaic

Natural weathered face
Facing Area: 0.25 - 1.25 square feet
Thick: 0.75 - 1.25 inch
Types: flats & corners

Newport Mist Ledgestone



Newport Mist Ledgestone



Newport Mist Ledgestone

Packaging

Our Thin Veneer is available in flats and matching corners. Flats are sold by the square foot (sf) and corners are sold by the linear foot (lf). Each is packaged in boxes or wooden crates depending on the quantity. All of our Thin Veneer is cut, packaged, and shipped to local authorized resellers throughout the USA.

Local Dealers



Nationwide



Stoneward.com 10-acre headquarters in Littleton, MA



Thin Veneer Boxes

Boxes

Flats: 5 sf
Corners: 5 lf

18 boxes per pallet



Thin Veneer Crates

Crates

Flats: 168 sf
14 layers, 12 sf per layer

Corners: 150 lf or 75 lf

Corners Available for All Colors & Shapes

Corners give the appearance of full thickness stone without the additional weight. These 90° outside corners are available for all colors and shapes. They are sold by the linear foot and packaged: 5 lf box, 75 lf half crate, and a 150 lf full crate.




Square & Rec/Mosaic




Ashlar



Round



Ledgestone



Strips

Green All-Natural Building Material

Local Stones Gathered Throughout New England

Our natural stone is 100% real and made by Mother Nature. It is gathered from farms and quarries throughout New England. Using local stone leaves a small carbon footprint. LEED points may be available if the project is within 500 miles of Littleton, MA 01460.

Our unique cutting, splitting, and sorting process allows us to utilize 100% of every stone we process. We grade, sort, and carefully cut and package only the best stones for final use.



Customize Your Project

with Blended Colors & Shapes

When designing your home or commercial space, every structure has unique design elements. Sometimes, a little customization is just what is needed to make the space truly your own. A great way to do this is with the use of natural stone. By blending different colors and shapes of our Thin Veneer, you can create your own unique work of art.



Greenwich Gray & Boston Blend LedgeStone with Boston Blend Ashlar



Boston Blend Mosaic & Round




Greenwich Gray & Boston Blend Mosaic



Colonial Tan LedgeStone and Square & Rec



Natural Thin Stone Product Overview



For additional products, photos, videos, and info, please visit
WWW.STONEYARD.COM



Boston Blend Square & Rec



Boston Blend Mosaic



Boston Blend Round



Colonial Tan Square & Rec



Colonial Tan Mosaic



Colonial Tan Round



Greenwich Gray Square & Rec



Greenwich Gray Mosaic



Newport Mist Square & Rec



Newport Mist Mosaic



Vineyard Granite Square & Rec



Vineyard Granite Mosaic



Nantucket Brown Square & Rec



Nantucket Brown Mosaic

Thin Veneer Specifications

Thickness: 0.75 - 1.25 inch

Weight: Less than 14 lb per square foot

Types: Flats (sf) and matching corners (lf)

Thin Veneer Shapes Sizing


Strips	Sawn 4 sides, textured face Height: 1.5 inch Length: 3.0 - 12.0 inch
Ledgestone	Height: 1.0 - 4.0 inch Length: 4.0 - 12.0 inch
Ashlar	Height: 3.0 - 7.0 inch Length: 4.0 - 14.0 inch
Square & Rec	Facing Area: 0.25 - 1.25 sf
Mosaic	Facing Area: 0.25 - 1.25 sf
Round	Facing Area: 0.25 - 1.25 sf

* Corners are available in all colors and shapes.

* Stones in photos have been field trimmed. Depending on preference, more or less trimming may be required to achieve desired look.

* Natural stone varies in color, veining, and pattern from piece to piece. Stoneyard.com is not responsible for photos used in color literature, website, or emails to accurately reflect actual material. Photos are used to create a general idea or feel for the material and cannot be used for color matching.





New England Stone Veneer



www.stoneyard.com

800.231.2200

© 2013

At Stoneyard.com we pride ourselves on cutting all-natural stone into Thin Veneer for discerning architects, designers, builders, contractors, and home owners. We take the beauty and durability of real stone and make it light enough to install on any interior or exterior surface.

Our unique and memorable stone is gathered locally throughout New England. This building material can be used for residential and commercial projects. Applications include stone siding, fireplaces, chimneys, foundation covering, stone walls, outdoor kitchens, columns, and even wine cellars.

Our full line of thin stones is available at local masonry and building supply centers throughout the USA.

Visit www.stoneyard.com for hundreds of photos and videos, and for great tools to help you visualize your new space.